



KAMAT
HOTELS
(INDIA)
LIMITED

PERFORMANCE REVIEW

APRIL TO SEPTEMBER

H-01 2011-12



Certain statements made in this presentation may not be based on historical information or facts and may be “forward looking statements,” including those relating to general business plans and strategy of Kamat Hotels (India) Limited (the "Company"), its future outlook and growth prospects, and future developments in its businesses and its competitive and regulatory environment. Actual results may differ materially from these forward-looking statements due to a number of factors, including future changes or developments in the Company's business, its competitive environment, its ability to implement its strategies and initiatives and respond to technological changes and political, economic, regulatory and social conditions in India.

The Company, as such, makes no representation or warranty, express or implied, as to, and does not accept any responsibility or liability with respect to, the fairness, accuracy, completeness or correctness of any information or opinions contained herein. The information contained in this presentation, unless otherwise specified is only current as of the date of this presentation. The Company assumes no responsibility to publicly amend, modify or revise any forward looking statements, on the basis of any subsequent development, information or events, or otherwise. Unless otherwise stated in this presentation, the information contained herein is based on management information and estimates. The information contained herein is subject to change without notice and past performance is not indicative of future results. The Company may alter, modify or otherwise change in any manner the content of this presentation, without obligation to notify any person of such revision or changes. This presentation may not be copied and disseminated in any manner.

THE INFORMATION PRESENTED HERE IS NOT AN OFFER FOR SALE OF ANY EQUITY SHARES OR ANY OTHER SECURITY OF THE COMPANY.



Rs . In Lakhs

	H-01		
	2011-12	2010-11	Goly %
Revenue			
THE ORCHID	3,207.49	3,084.56	4%
VITS	1,971.26	1,899.48	4%
OTHER UNITS	897.47	756.70	19%
Total	6,076.22	5,740.74	6%
Operating Costs	4,264.14	3,766.95	13%
EBIDTA	1,812.08	1,973.79	-8%
Interest	1,121.58	1,306.54	-14%
Depreciation	611.86	627.56	-3%
PBT	78.64	39.69	98%
Tax	26.79	6.68	301%
PAT	51.85	33.01	57%

6%

Increase
In Total Revenue

13%

Increase
In Total Expenses

98%

Increase
In PBT

57%

Increase
In PAT

FINANCIAL RESULTS (GROWTH OVER LAST YEAR)



Rs . In Lakhs

Particulars	H-01		Goly %
	2011-12	2010-11	
Net Sales/Income from Operations	6,010.78	5,657.34	6%
Other Income	65.44	83.40	-22%
Total Income	6,076.22	5,740.74	6%
Expenditure			
- Consumption of Raw Materials	584.27	496.82	18%
- Employees Cost	1,463.51	1,276.15	15%
- Heat, Light and Power	594.64	496.55	20%
- Other Expenditure	1,621.72	1,497.43	8%
Total Expenditure	4,264.14	3,766.95	13%
EBIDTA	1,812.08	1,973.79	-8%
Interest	1,121.58	1,306.54	-14%
Depreciation	611.86	627.56	-3%
PBT	78.64	39.69	98%
Less Tax	26.79	6.68	301%
PAT	51.85	33.01	57%

6%

Increase
In Total Revenue

13%

Increase
In Total Expenses

98%

Increase
In PBT

57%

Increase
In PAT

H-01 2011-12

Revenue Analysis (Growth Over Last Year)



Rs . In Lakhs

		H-01		
		2011-12	2010-11	Goly %
Rooms	THE ORCHID	1,880.21	1,779.19	5%
	VITS	1,199.65	1,139.21	5%
	OTHER UNITS	247.81	179.56	28%
	Total Room Revenue	3,327.67	3,097.95	7%
F&B	THE ORCHID	1,050.93	1,039.87	1%
	VITS	648.30	664.46	0%
	OTHER UNITS	279.60	202.25	28%
	Total F & B Revenue	1,978.83	1,906.58	4%
Other Revenue		769.71	736.20	4%
TOTAL		6,076.22	5,740.74	6%

7%

**Growth
Over Last Year
In Room Revenue**

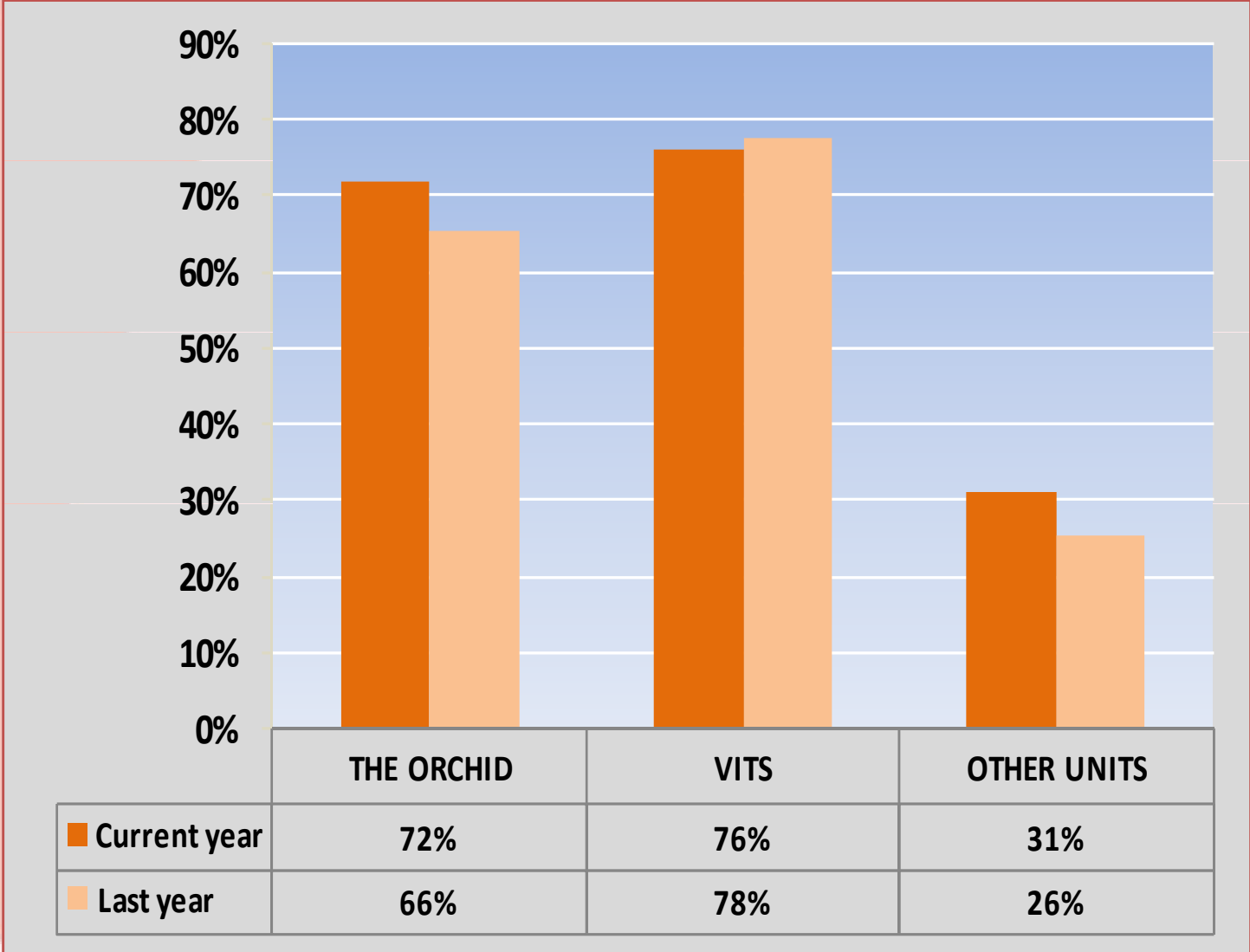
4%

**Growth
Over Last Year
In F & B Revenue**

6%

**Growth
Over Last Year
In Total Revenue**

Occupancy % (H-01)

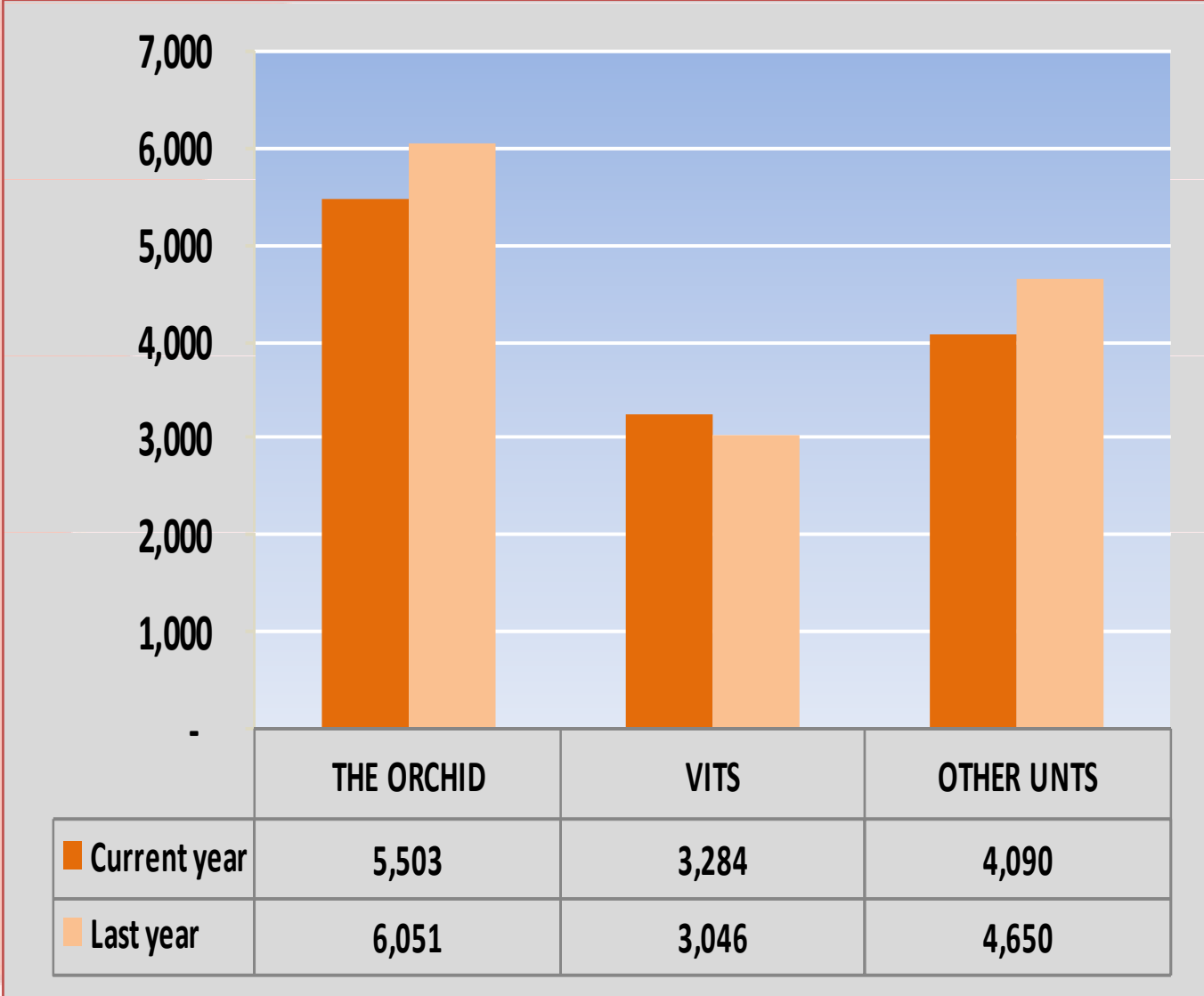


↑ Occupancy For THE ORCHID Increased From 66% to 72%

↓ Occupancy For VITS Decreased From 78% to 76%

↑ Occupancy For OTHER UNITS Increased From 26% to 31%

ARR (In Rs.) (H-01)

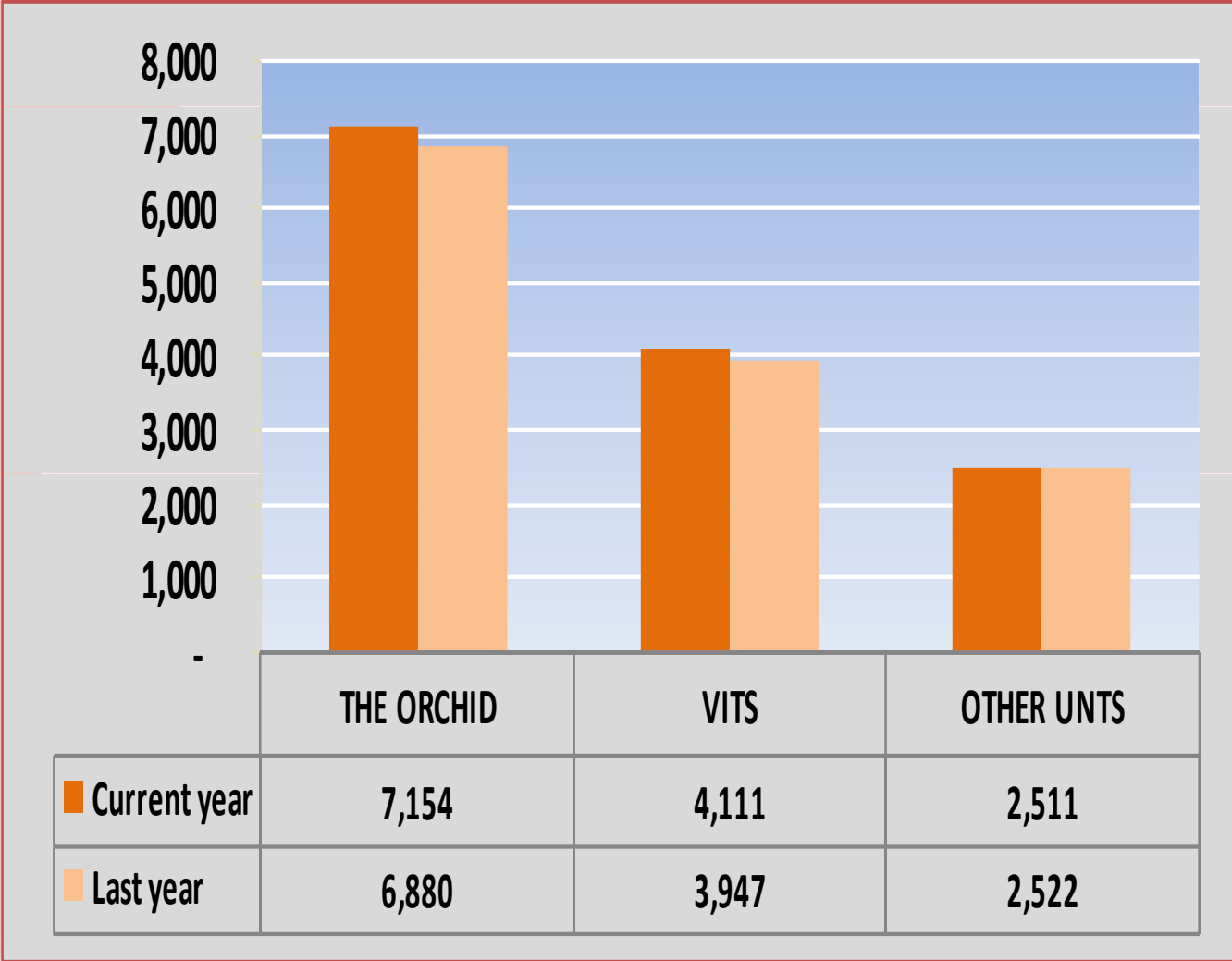


↓ ARR For THE ORCHID Decreased From Rs. 6051 to Rs. 5503

↑ ARR For VITS Increased From Rs. 3046 to Rs. 3284

↓ ARR For OTHER UNTS Decreased From Rs. 4650 to Rs. 4090

Total Revpar (Rs.) (H-01)



↑ Total Revpar For THE ORCHID Increased From Rs. 6880 to Rs. 7154

↑ Total Revpar For VITS Increased From Rs. 3947 to Rs. 4111

↓ Total Revpar For OTHER UNTS Decreased From Rs. 2522 to Rs. 2511



KAMAT
HOTELS
(INDIA)
LIMITED

THANK YOU